

JUNCTION BOXES

Seals Electrical Connections from Moisture and Other Elements

Junction boxes provide a convenient location to connect all wiring required for a typical pumping station, on-site system or other electrical installation.


FEATURES

- NEMA 4X, UL Listed, CSA Certified enclosure
- External mounting feet included
- Flexible PVC or neoprene Gasket
- UL Listed and CSA Certified Hub for incoming power/control wires through conduit
 - 1" hub available
 - 1.5" standard with simplex version
 - 2" standard with duplex version
- UL Listed, CSA Certified cable connectors provide strain relief and a liquid tight seal (RCC8, RCC12, RCC16, UFCC8, UFCC12)

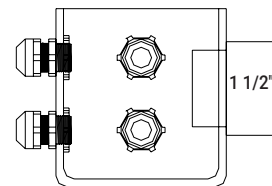
OPTIONS

Junction Boxes are available with:

- 1/2" (1.27 cm), 3/4" (1.90 cm) or 1" (2.54 cm) UL Listed, CSA Certified round cable liquid-tight strain relief connectors (installed)
- 1/2" (1.27 cm) or 3/4" (1.90 cm) UL Listed, CSA Certified flat UF cable liquid-tight strain relief connectors (installed)
- 1" (2.54 cm), 1 1/2" (3.81 cm), or 2" (5.08 cm) terminal adapter hub (installed)
- Custom connector configurations available

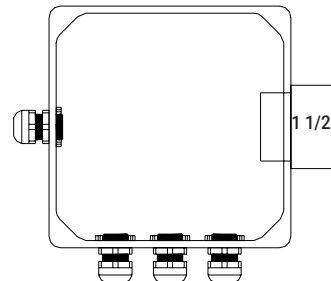


SIDE
VIEW



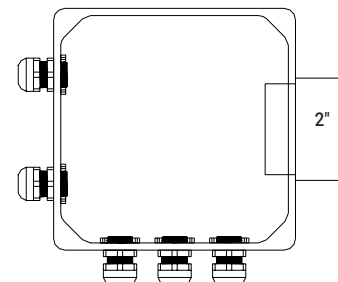
4 x 4 x 4 Simplex
P/N 1008547
MODEL:
JB444-1.5H-4R8

TOP
VIEW



6 x 6 x 4 Simplex
P/N 1008549
MODEL:
JB664-1.5H-4R8

TOP
VIEW



6 x 6 x 4 Duplex
P/N 1008550
MODEL:
JB664-2H-5R8



JUNCTION BOXES - Seals electrical connections from moisture and other elements.

Part #	Description	Shipping Weight	List Price
1008546	JB444 (no connectors or hub installed)	2 lbs.	\$86.52
1008872	JB444-1.5H-3R8 Simplex	3 lbs.	\$153.57
1008547	JB444-1.5H-4R8 Simplex	3 lbs.	\$166.55
1008548	JB664 (no connectors or hub installed)	3 lbs.	\$102.74
1008549	JB664-1.5H-4R8 Simplex (small HP pump)	4 lbs.	\$181.69
1008550	JB664-2H-5R8 Duplex (small HP pump)	4 lbs.	\$197.91
1008551	JB664-1.5H-3R8-1R12 Simplex (large HP pump)	4 lbs.	\$190.34
1008552	JB664-2H-3R8-2R12 Duplex (large HP pump)	5 lbs.	\$214.14
1008553	JB884 (no connectors or hub installed)	5 lbs.	\$182.77

NOTE: Descriptions grouped by enclosure size. 444 = 4 x 4 x 4, 664 = 6 x 6 x 4, 884 = 8 x 8 x 4. All enclosure dimensions are in inches. Number before R8 or R12 equals the number of connectors of that size installed.

1.5H = 1 1/2" HUB, 2H = 2" HUB. R8 = RCC8, R12 = RCC12.

Small HP pump = Pump cable 18/2 to 14/3 gauge. Large HP pump = Pump cable 14/4 to 10/3 gauge.

SPECIFICATIONS

LID AND BOX: UL Listed and CSA Certified made from high impact, corrosion resistant, weatherproof thermoplastic

GASKET: flexible PVC or neoprene

SCREWS: brass or stainless steel

INTERNAL VOLUME:

- 4 x 4 x 4 inches is 50.65 cubic inches (830 cubic cm)
- 6 x 6 x 4 inches is 125 cubic inches (2048 cubic cm)
- 8 x 8 x 4 inches is 261.14 cubic inches (4,280 cubic cm)

EXTERNAL ENCLOSURE SIZE:

- 4 x 4 x 4 inches (10.16 x 10.16 x 10.16 cm)
- 6 x 6 x 4 inches (15.24 x 15.24 x 10.16 cm)
- 8 x 8 x 4 inches (20.32 x 20.32 x 10.16 cm)

OTHER INFORMATION

CUSTOM CONNECTOR PLACEMENT

Contact your customer service representative for custom connector placement and pricing.