

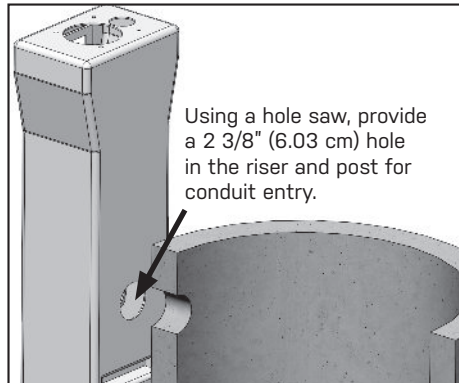


# Control Panel Accessories Installation Instructions

## Riser Mounting Kit Installation Instructions

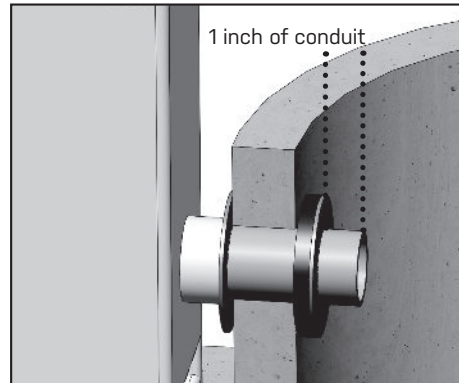
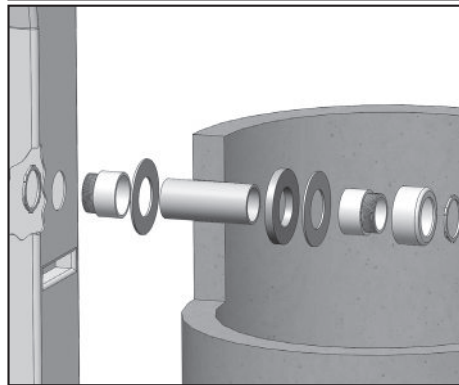
**Figure 1**

Locate the post next to the riser and determine location of access hole. Recommended hole locations for top of post are shown on a template on the back of this page.



**Figure 3**

Install post to riser by assembling parts as shown. Solvent weld male adapters to both ends of conduit.

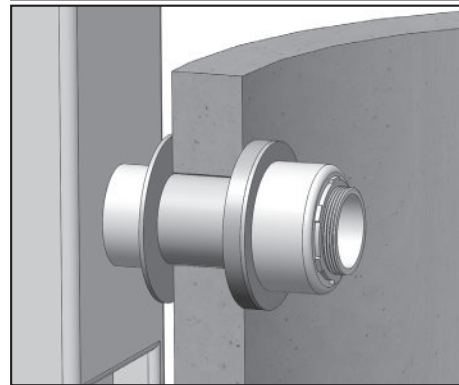


**Figure 2**

Before mounting post to riser, pre-assemble parts and cut conduit to 1 inch (2.54 cm) past PVC washer.

**Figure 4**

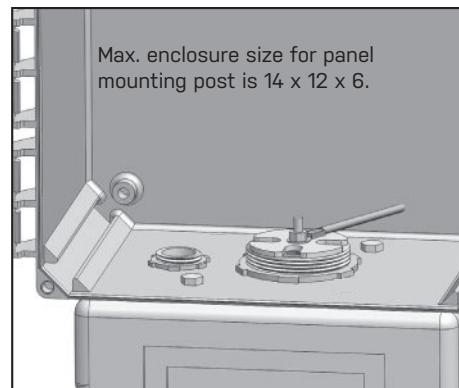
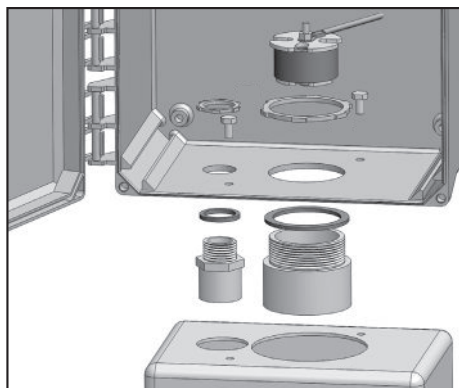
Final assembly should be as shown.



## Simplex/Duplex Kit Installation Instructions

**Figure 1**

Mount enclosure to post by assembling parts as shown. Recommended hole locations are shown on a template on the back of this page.



**Figure 2**

Final assembly is as shown. If all positions in cord seal are not used, plug open positions with PVC plugs provided. Tighten the nut on the cord seal to prevent gas and moisture from entering panel.

## SJE RHOMBUS® FIVE-YEAR LIMITED WARRANTY

Five-Year Limited Warranty. For complete terms and conditions, please visit [www.sjerhombus.com](http://www.sjerhombus.com).

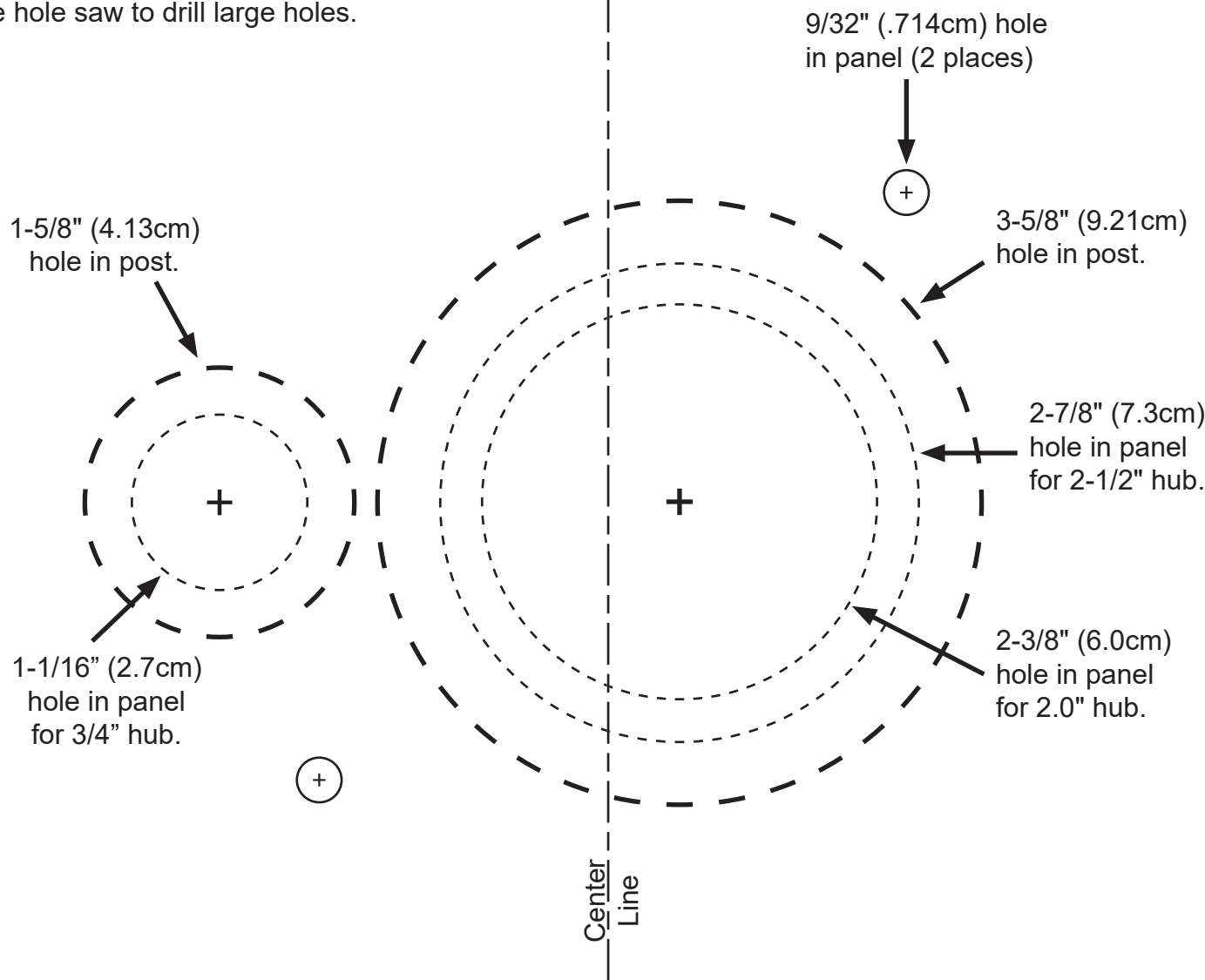
### NOTICE!

Products returned must be cleaned, sanitized, or decontaminated as necessary prior to shipment to ensure that employees will not be exposed to health hazards in handling said material. All applicable laws and regulations shall apply.

# PANEL MOUNTING POST TEMPLATE

↑↓ Align edge of template with back wall on top of the panel mounting post. ↓↑

Note: Use hole saw to drill large holes.



↑↓ Align edge of template with the back wall on the bottom of the enclosure. ↓↑



Technical Support: +1 800-746-6287 • techsupport@sjerhombus.com • [www.sjerhombus.com](http://www.sjerhombus.com)  
Technical Support Hours: Monday - Friday, 7 A.M. to 6 P.M. Central Time

PN 1038028D 05/21  
© 2021 SJE, Inc. All Rights Reserved.  
SJE RHOMBUS is a trademark of SJE, Inc.