

JUNCTION BOXES

Connector Form

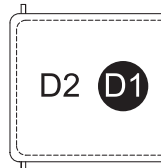
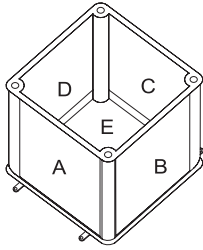
Please use this form when ordering junction boxes with special connector placements. This is a special order made specifically for SJE Rhombus® customers. Special order products cannot be returned.

COMPANY NAME: _____ CONTACT: _____ PO #: _____

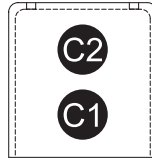
PHONE: _____ FAX: _____ EMAIL: _____ DATE: _____

JUNCTION BOX INFORMATION - PLEASE CHECK BOX SIZE

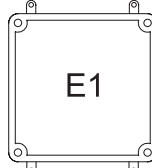
☐ 4" x 4" x 4"



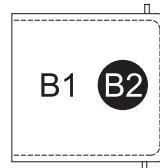
(D) Left



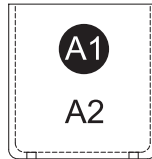
(C) Back



(E) Bottom



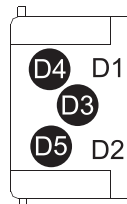
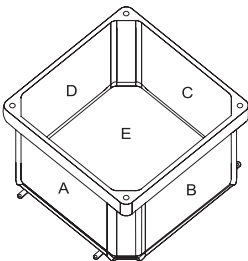
(B) Right



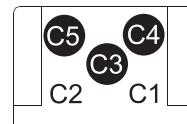
(A) Front

NOTE: Available with a 1" or 1.5" hub. Hub is always placed in the center of selected side. No other connectors can be installed on the same side as the hub.

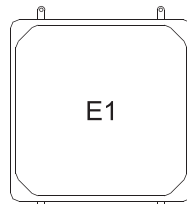
☐ 6" x 6" x 4"



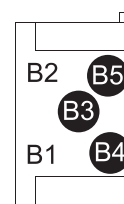
(D) Left



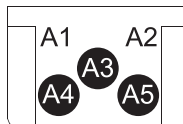
(C) Back



(E) Bottom



(B) Right



(A) Front

NOTE: Available with a 1", 1.5", 2", or 2.5" hub. Hub is always placed in the center of selected side. No other connectors can be installed on the same side as the hub.

SEE BACKSIDE FOR 8" x 8" x 4"

CONNECTORS AVAILABLE

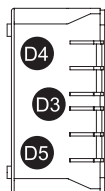
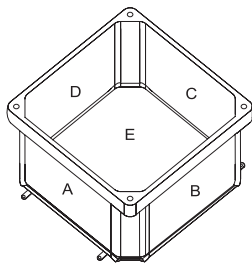
- RCC - 8 (1/2")
- RCC - 12 (3/4")
- RCC - 16 (1") authorized placements only shown by ●
- UFCC - 8 (1/2")
- UFCC - 12 (3/4")
- 1" HUB
- 1.5" HUB
- 2" HUB
- 2.5" HUB

NOTE: For 6" x 6" x 4" junction box, connectors at locations C4, C5, A4 and A5 may make mounting feet difficult to access.

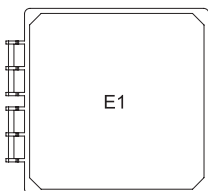
	LOCATION	CONNECTOR	HUB
1			
2			
3			
4			
5			
6			
7			
8			
9			
10			



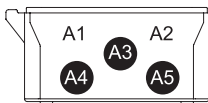
8" x 8" x 4"



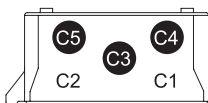
(D) Left



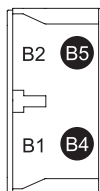
(E) Bottom



(A) Front



(C) Back



(B) Right

NOTE: Available with a 1", 1.5", 2", or 2.5" hub. Hub is always placed in the center of selected side. No other connectors can be installed on the same side as the hub. A 2" or 2.5" hub can't be mounted on the D side (hinge side) or B side (latch side) of the 8" x 8" x 4" junction box.

NOTES:

CONNECTORS AVAILABLE

- **RCC - 8** (1/2")
- **RCC - 12** (3/4")
- **RCC - 16** (1") authorized placements only shown by ●
- **UFCC - 8** (1/2")
- **UFCC - 12** (3/4")
- **1" HUB**
- **1.5" HUB**
- **2" HUB**
- **2.5" HUB**

	LOCATION	CONNECTOR	HUB
1			
2			
3			
4			
5			
6			
7			
8			
9			
10			

FOR SJE RHOMBUS INTERNAL USE ONLY

ORDER# _____

CONFIGURATION# _____

NOTE: If you need assistance in completing this form, please call SJE Rhombus Customer Service.

California Prop 65 requires the following: WARNING Cancer and Reproductive Harm - www.P65Warnings.ca.gov