

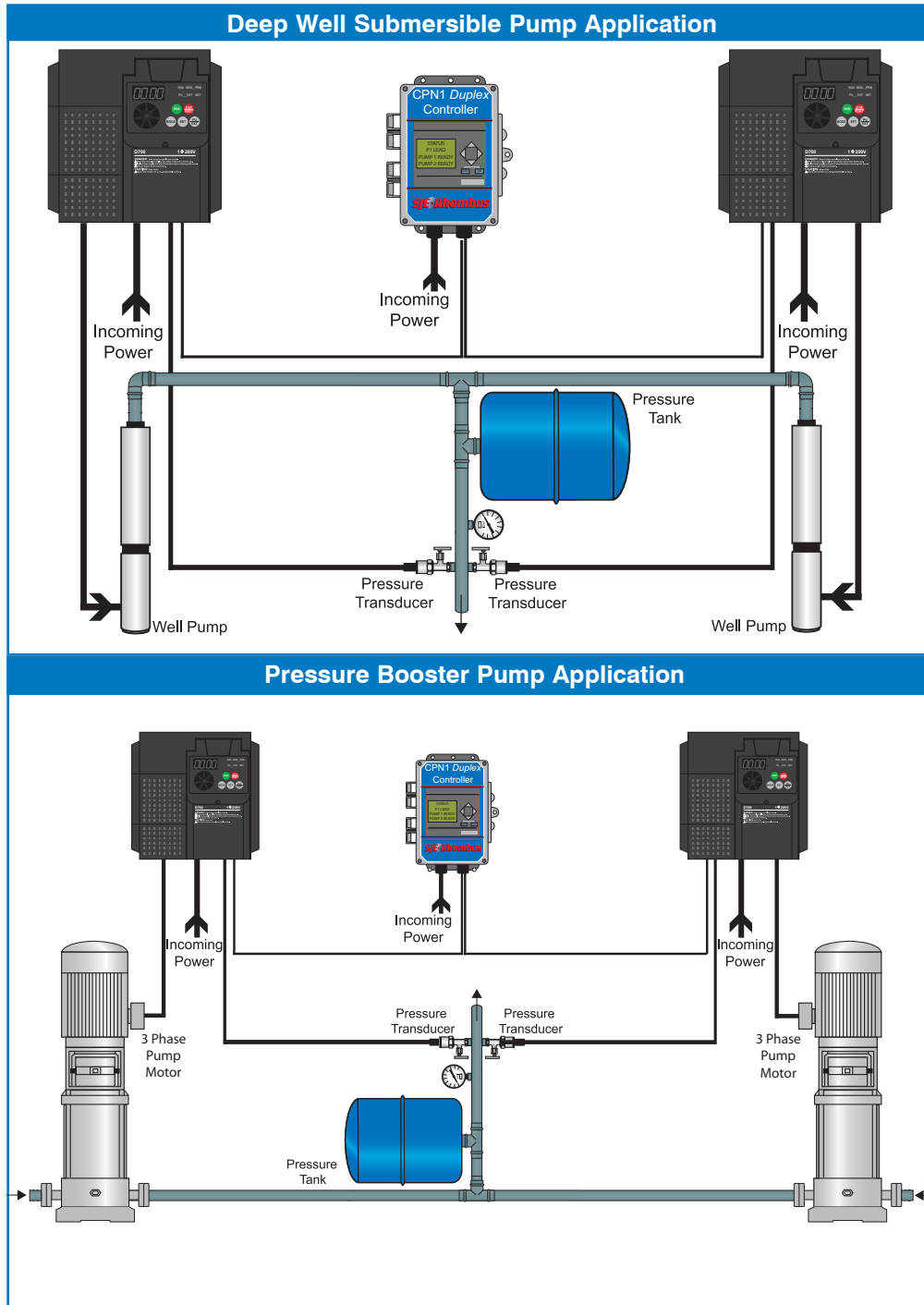

CPN1 Duplex Controller

Quick Start Manual for Constant Pressure Applications


The CPN1 Duplex Controller is designed to alternate the lead control of two SJE-Rhombus CPN1 or CP3R panels, based on the accumulated run time of each variable frequency drive.

The CPN1 Duplex Controller also controls the lag pump operation in the duplex system, so as to maintain the operating pressure under high demand.

The CPN1 Duplex Controller is designed for indoor installations only.



Display and Keypad



Changing Lead Shift Hours

Press ESC+UP/DOWN arrows to increment/decrement the hours before the lead pump control is shifted to the other drive.

Manual Lead Shift

Press ESC+RIGHT arrow to manual shift the lead pump control to the other drive.

CPN1/CP3R Applicable Parameter List for Duplex Operation

PARAMETERS	DESCRIPTION	RANGE	DEFAULT	TYPICAL
P. 42	Output Frequency Detection	0 to 60Hz	35	35
P. 132	PID Lower Limit	0 to 100%	50.0	50.0

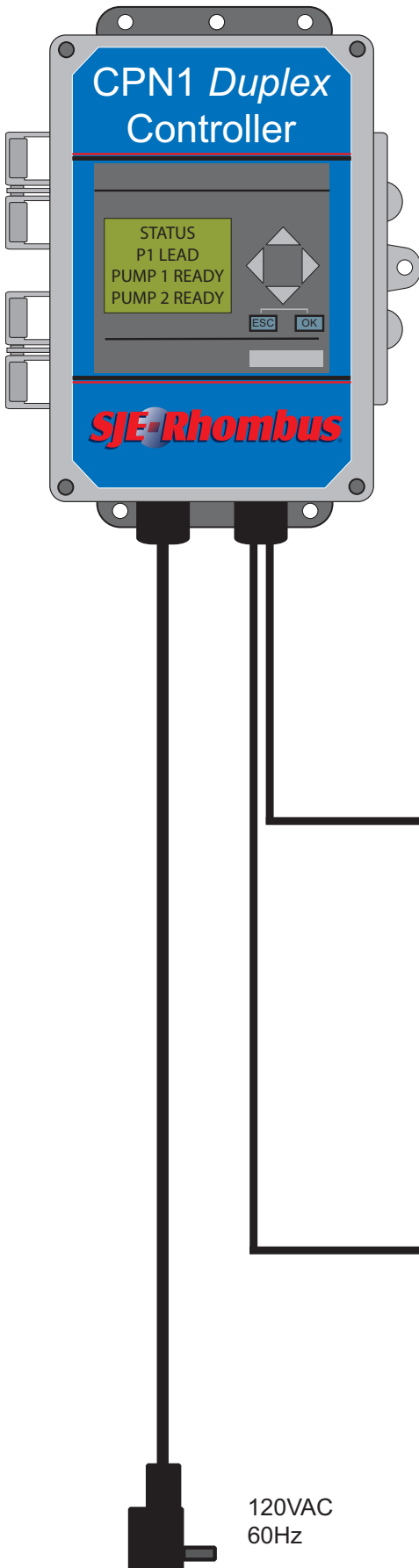
Output Frequency Detection: (P.42)

The output frequency detection should be set to the frequency below which the lead drive in the duplex system calls for the lag drive to stop operation. This is typically going to be set at or just above the sleep frequency of the lead drive. Parameter must be changed on each CPN1 or CP3R drive.

PID Lower Limit: (P.132)

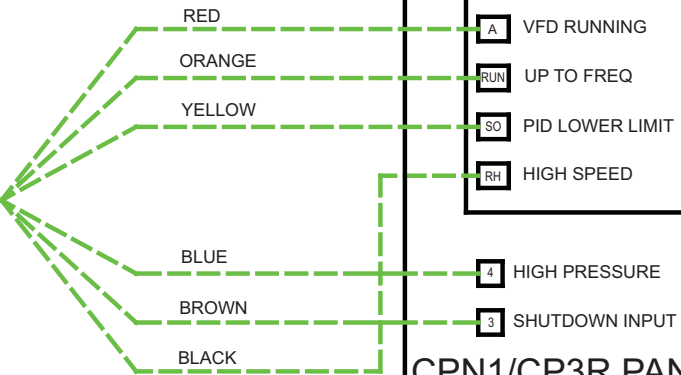
The PID lower limit should be set to the pressure below which the lead drive in the duplex system calls for the lag drive to start operation. This is typically set below the pressure at which the lead drive starts after sleep mode. Parameter must be changed on each CPN1 or CP3R drive.

Terminal Connections

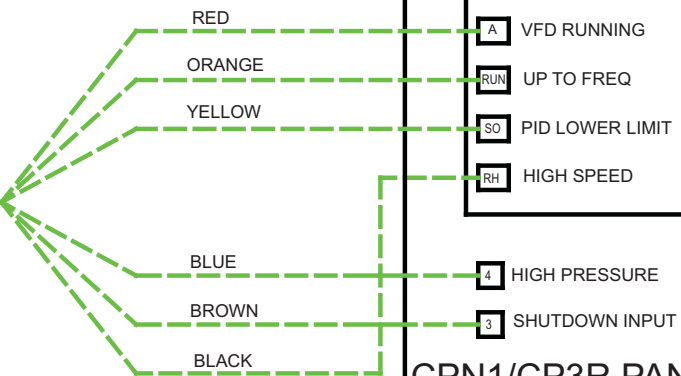


CPN1 1.5 & 3 HP PANELS

CP3R 1.5, 3 & 5HP PANELS



CPN1/CP3R PANEL #1



CPN1/CP3R PANEL #2

*IF A HIGH PRESSURE SHUTDOWN SWITCH IS USED, CONNECT THE BLUE AND BROWN WIRES IN SERIES WITH THE SHUTDOWN.

120VAC
60Hz

NOTES:



22650 County Highway 6 ■ PO Box 1708 ■ Detroit Lakes, MN 56502
Toll Free: **1-888-DIAL-SJE** (1-888-342-5753) ■ Phone 218-847-1317 ■ Fax: 218-847-4617
www.sjerhombus.com

PN 1033474C ©SJE-Rhombus 04/12